

Ageing in Australia—a time of exclusion for many

Presenters:

Ljubica Petrov,
Centre for Cultural Diversity in Ageing



Overview

- Cultural and linguistic diversity and ageing population
- Key barriers
- Isolation in residential aged care
- Ageing in Australia Expo – a case study

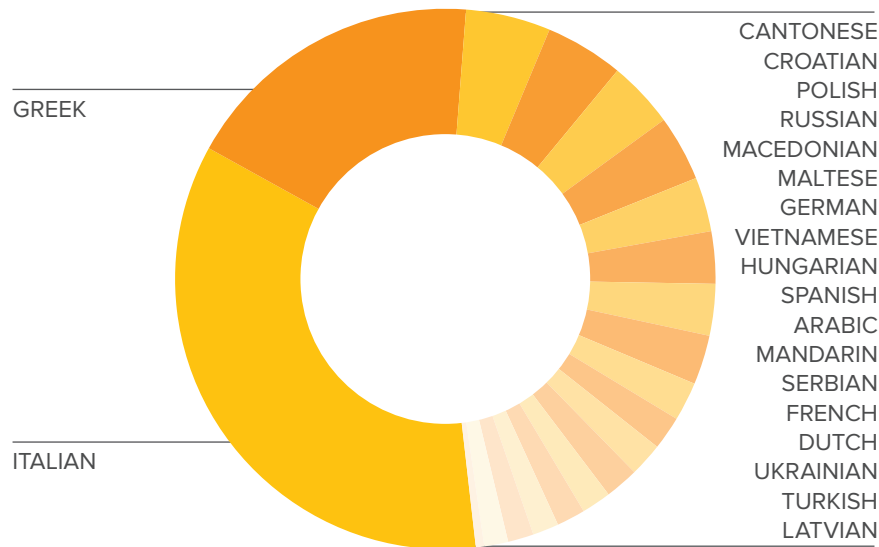


Residents of aged care facilities Australia 2015

State/Territory	Total residents	Non-English speaking country of birth	Percent	Utilisation %	
NSW	58,843	11,550	19.6%	6.6%	3.9%
VIC	44,925	10,744	23.9%	6.9%	4.1%
QLD	31,121	3,090	9.9%	6.1%	2.9%
WA	14,636	2,650	18.1%	5.8%	3.8%
SA	15,813	2,696	17.0%	6.8%	4.2%
TAS	4,349	298	6.9%	5.9%	2.6%
ACT	1,941	399	20.6%	5.7%	3.5%
NT	426	55	12.9%	4.3%	1.6%
Total	172,054	31,482	18.3%	6.4%	3.8%

Top 20 languages other than English spoken in Australian RACFs

LANGUAGE	TOTAL	LANGUAGE	TOTAL
ITALIAN	4359	VIETNAMESE	362
GREEK	2192	HUNGARIAN	352
CANTONESE	1160	MALTESE	338
POLISH	699	SERBIAN	330
CROATIAN	698	MANDARIN	324
GERMAN	565	DUTCH	284
SPANISH	519	FRENCH	249
RUSSIAN	510	UKRAINIAN	196
ARABIC (INC. LEBANESE)	498	PORTUGUESE	171
MACEDONIAN	398	TURKISH	116



Languages spoken in Victorian RACFs



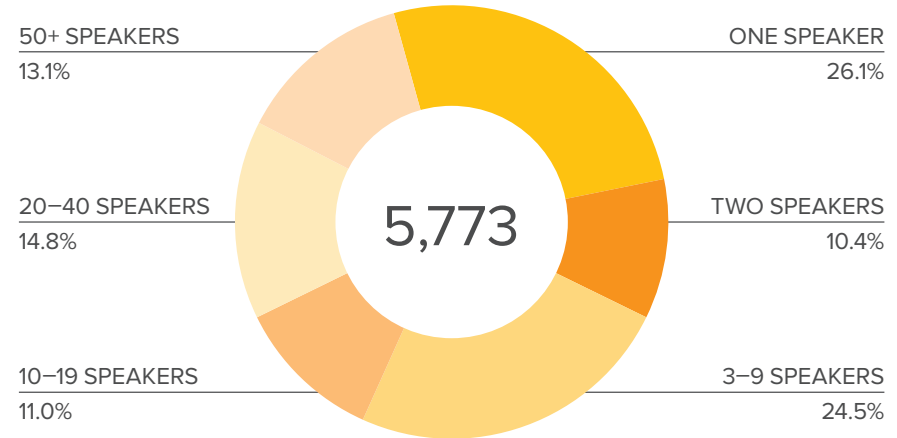
569 of 787 (72.4%) of Victorian RACFs have at least one resident with a preferred language other than English



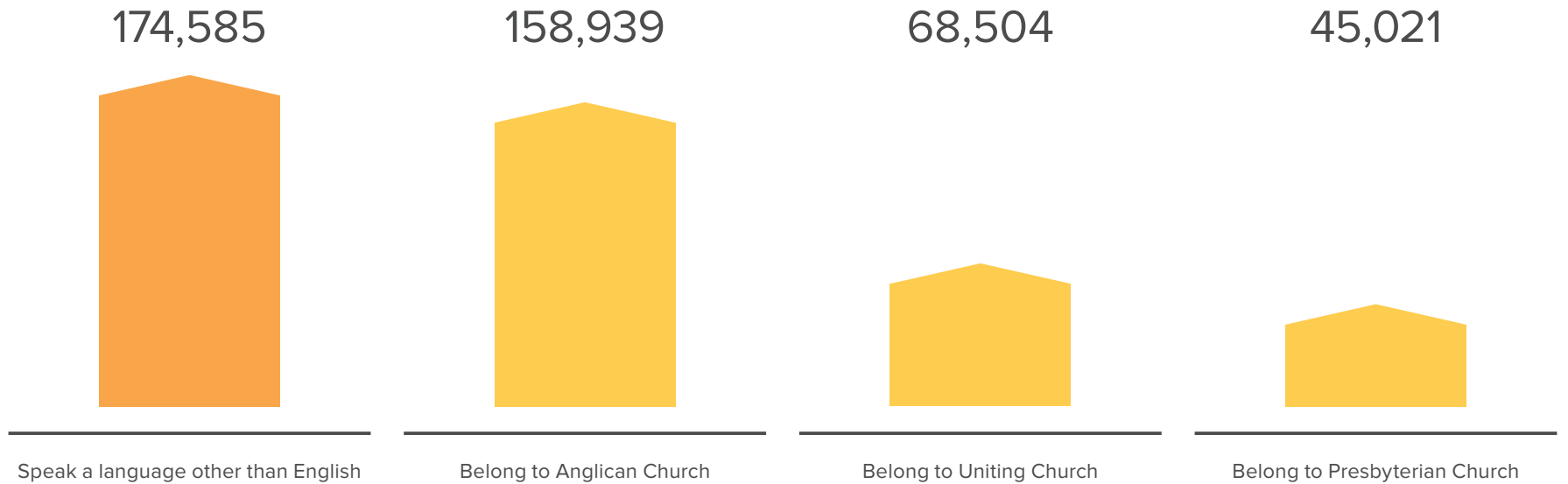
80.8% speakers of less common languages are sole speaker within their facility

Number of speakers of a language in their facility—Victoria

	Number	Percent
One speaker	1,508	26.1%
Two speakers	602	10.4%
3-9 speakers	1,413	24.5%
10-19 speakers	637	11.0%
20-40	855	14.8%
50+	758	13.1%
Total	5,773	100.0%



65+ population in Victoria



In community

- Participation in social and community activities
- Connectedness among family
- Support in time of crisis from people living outside their household
- Having a say in the community on issues that are important
- Access to internet

(Social Inclusion in Australia—How Australia is faring (2012))



Ageing in Australia Expo

Ageing in Australia EXPO 2017

Saturday 29 April 2017 | Melbourne Town Hall



Ageing in Australia Expo 2017

- In-language promotion
 - » SBS
 - » Translated fliers
- Networks
- Use of language services
- Bilingual staff
- Funding and sponsorship



Ageing in Australia Expo 2017

Overview	Number
Total number of visitors	839
Number of languages (excluding English)	23
Number of visitors preferring to speak a language other than English	635
Visitors ageing 65 & under	307
Visitors ageing 66 - 75	310
Visitors ageing 76 & above	222
Number of postcodes	136

Ageing in Australia Expo 2017

Language	Number of Visitor	Interpreter Required	Age		
			65 & Under	66–75	76 & Above
Arabic	14	12	1	7	6
Assyrian	1	0	0	0	1
Bosnian	1	1	0	1	0
Cantonese	177	108	45	57	75
Croatian	9	3	1	7	1
French	1	0	0	0	1
German	1	0	0	0	1
Greek	13	0	1	12	0
Hindi	2	0	0	2	0
Italian	27	13	4	7	16
Japanese	3	0	2	1	0
Korean	2	0	2	0	0

Language	Number of Visitor	Interpreter Required	Age		
			65 & Under	66–75	76 & Above
Macedonian	2	0	0	2	0
Maltese	2	0	1	1	0
Mandarin	230	147	35	70	81
Polish	34	20	21	6	7
Punjabi	1	0	0	0	1
Russian	5	2	3	0	2
Serbian	11	5	5	2	4
Spanish	2	0	2	0	0
Taiwanese	1	0	0	1	0
Turkish	1	1	0	0	1
Vietnamese	91	15	5	79	7

Conclusion

Further information:

Petrov L, Joyce C, Gucciardo-Masci T (2017).
Aging in Australia - Country of birth and language
preferences of residents in aged care facilities.
Australian Health Review. [Online early]
<https://doi.org/10.1071/AH17032>.

www.culturaldiversity.com.au

